

FUZE PENDANT HW



The **FUZE PENDANT™ (HW)** provides powerful illumination for a variety of house and area lighting applications. Crisp whites with a high CRI, plus subtle pastels and powerful pure colors with 16-bit dimming, allow for a wide range of smooth illumination and dynamic effects for any environment. At up to 11,000 lumens, the FUZE PENDANT is ideal for large areas and high-ceiling applications yet is compact enough to be adaptable to smaller spaces. It is convection cooled for absolute silence and has no fans or other moving parts for a long maintenance free product life. Pendant and optional yoke or recessed ceiling options provide flexibility when finding the ideal mounting position and a variety of lens choices (45° included, 25°, 40°, 50°, and 100° optional) allow for precise light distribution. Hardwired power, industry standard DMX connections, plus included terminal block connections dmx, emergency battery input and 0-10V control are available to support the fixture for any power systems up to 277V

FEATURES

- Full Spectrum 230W 5in1 LED Array
- 2,400 - 8,500K Color Temperature
- CRI 90 @ 3,200K
- 11,000 Total Lumen Fixture Output
- 45° Lens Included
- Optional 25°, 40°, 50°, and 100° Lenses Available
- Compact Fanless Design
- DMX, RDM, 0-10V and E-FLY Wireless Support
- 48V Emergency Battery Input
- Hardwired power input up to 277V
- Pendant Bracket (included)
- Optional Yoke or Recessed Ceiling Mount Kits Available
- Optional Half and Full Snoot Kits Available



Specifications subject to change without notice ©Elation Professional 12/21/2022

PRODUCT SPECIFICATIONS

SOURCE

230W 5-in-1 RGBWL (Red, Green, Blue, White, Lime) LED Array
 50,000 Hour Average LED Life* *Test lab conditions. May vary depending on several factors including but not limited to: Environmental Conditions, Power/Voltage, Usage Patterns (On-Off Cycling), Control, and Dimming.

PHOTOMETRIC DATA

11,000 Total Lumen Fixture Output
 CRI 90 @ 3,200K
 45° Lens Included

EFFECTS

Color Temperature Control 2,400K - 8,500K
 Virtual Color Swatch Book
 Dimmer, Dimmer Color, RGBWL, RGBWL 16-Bit, Standard, Extended, HSI & HSI Extended Control Options
 Variable 16-bit Dimming Curves
 High Speed Electronic Shutter and Strobe
 DMX and Menu adjustable LED Refresh Rate Frequency

CONTROL / CONNECTIONS

8 DMX Channel Modes
 Standalone and Primary, Secondary Modes
 RDM (Remote Device Management)
 0-10V Dimming (Current-Sink)
 E-FLY™ Internal Extended Range Wireless DMX Transceiver
 4 Button Control Panel and OLED Menu Display
 Locking 5pin XLR Connector In/Out
 5m Power cable preinstalled (12-24 AWG, 4.0 - 0.25 mm²)
 5pin Wire Terminal Block for 0-10V, DMX (24AWG / 0.25 mm²)
 2pin Wire Terminal Block for 48V Emergency Battery Input (24AWG / 0.25 mm²)

SIZE / WEIGHT

Length: 12.5" (318mm)
 Diameter: 7.8" (197mm)
 Weight: 15.8lbs. (7.2 kg)

ELECTRICAL / THERMAL

AC 100-277V - 50/60Hz
 Max Power Consumption 230W
 14°F to 113°F (-10°C to 45°C)

APPROVALS / RATINGS

CE | cETLus | IP20

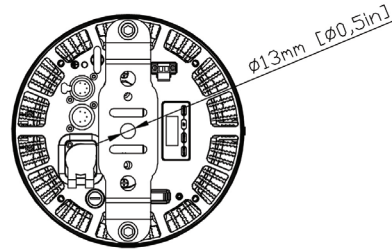
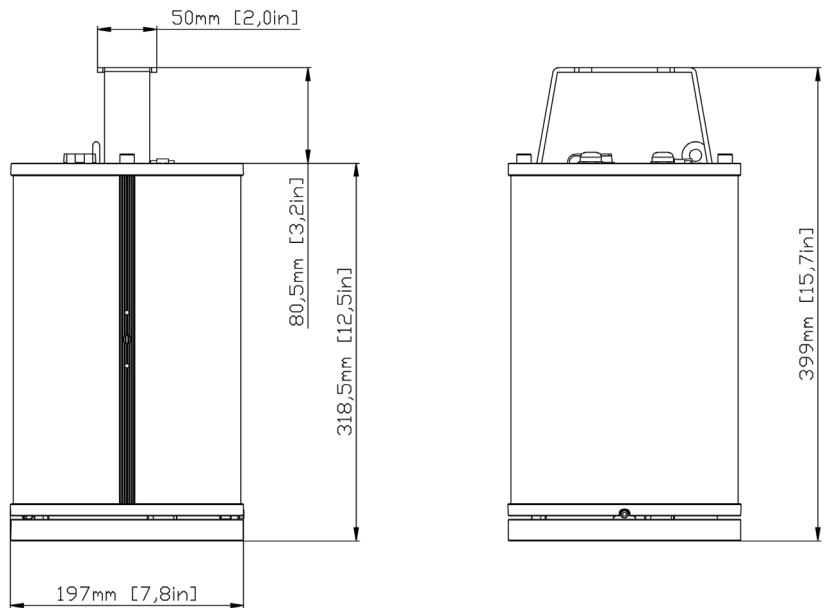


ORDERING INFORMATION

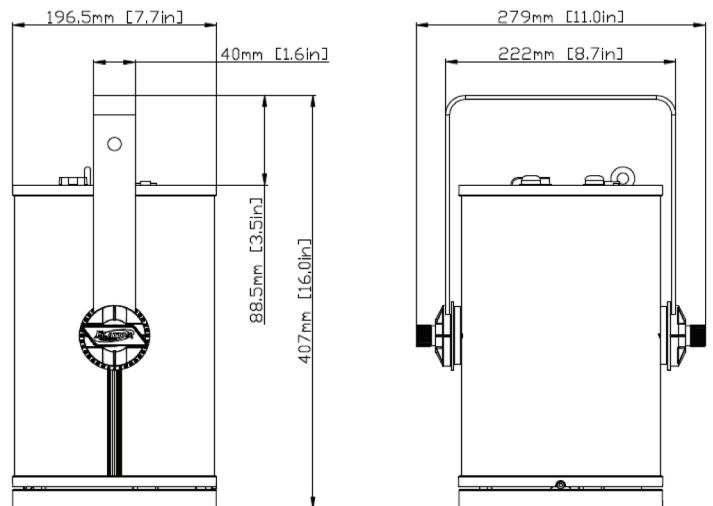
SKU (US)	SKU (EU)	ITEM
FUZ026	N/A	Fuze Pendant (HW)
FPL100	1237000269	Fuze Pendant Lens 100°
FPL50	1237000228	Fuze Pendant Lens 50°
FPL40	1237000243	Fuze Pendant Lens 40°
FPL25	1237000229	Fuze Pendant Lens 25°
FPCMK	1237000244	Fuze Pendant Ceiling Mount Kit
FPYMK	1237000245	Fuze Pendant Yoke Mount Kit
FPHS	1237000246	Fuze Pendant Half Snoot
FPFS	1237000247	Fuze Pendant Full Snoot

Specifications subject to change without notice ©Elation Professional 12/21/2022

DIMENSIONAL DRAWINGS (PENDANT BRACKET ATTACHED)



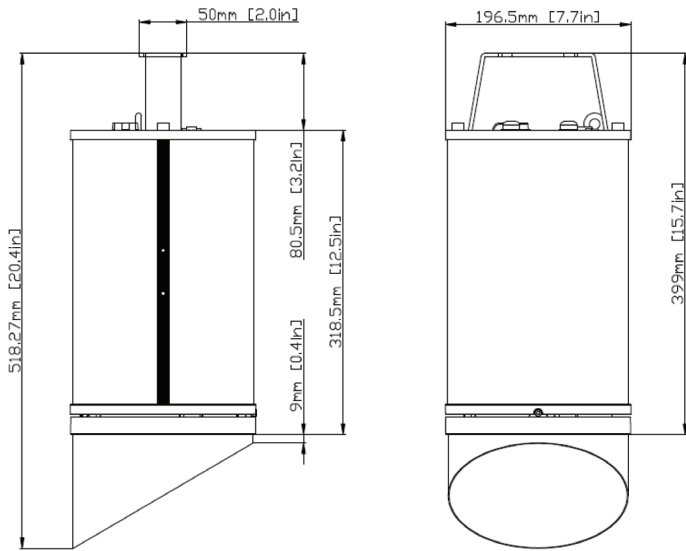
DIMENSIONAL DRAWINGS (YOKE BRACKET ATTACHED)



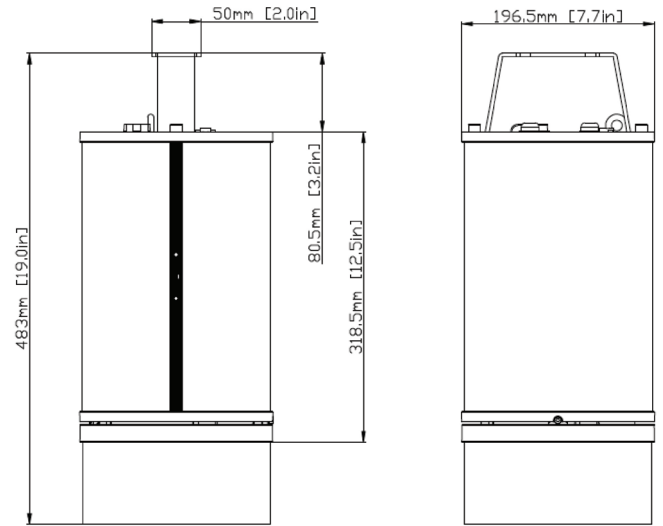
*DRAWINGS NOT TO SCALE



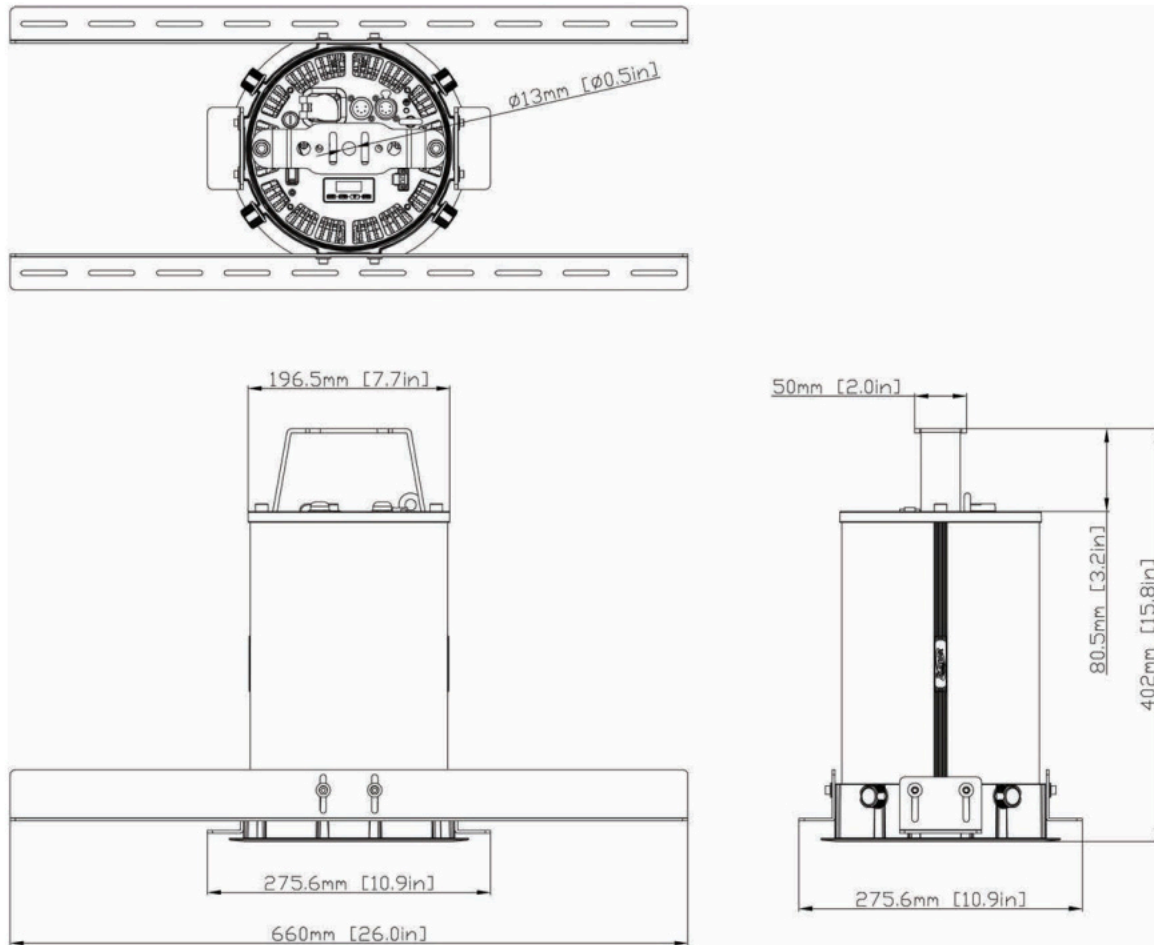
DIMENSIONAL DRAWINGS (FULL SNOOT ATTACHED)



DIMENSIONAL DRAWINGS (HALF SNOOT ATTACHED)



DIMENSIONAL DRAWINGS (RECESSED CEILING KIT)



*DRAWINGS NOT TO SCALE